
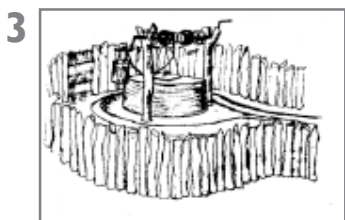


User fee


The committee should collect a user fee - monthly or yearly. In order to have funds for maintenance.

Steps in the Water Ladder



MAINTENANCE OF WATER POSTS

What you should know about maintaining water posts



Clean water is important for a good health

Clean drinking water is very important for the family to keep themselves healthy. Many diseases are caused by unclean water.

Safe water comes from a protected hand dug well, from a tube well with a bucket pump, or from a bore hole with a hand pump. If the hygienic rules for the water points are well kept - all these systems are good. The safest are bore holes with hand pumps. However, this cannot be installed everywhere because of the high costs. One bore hole costs the same as 10 wells.



This manual was elaborated by:
Development Aid from People to People (DAPP),
Child Aid & Environment,
Southern Province, Zambia.

THE 
GAIA-MOVEMENT
TRUST
LIVING EARTH 
GREEN WORLD ACTION

Water committees

In order to construct and maintain a water point - any of the above mentioned, it is important that the community form a water committee. This committee consists of a chairman, a secretary, a treasurer and a few active members. The responsibility of the committee is to organise the committee about the construction of the water point and hereafter maintain and safeguard it. To protect it against vandalism and theft and to keep the area clean. The committee must every year after harvest receive contributions from the families, in order to be able to buy spares, cement and so on for the maintenance and repair.

Major rules to maintain a well

- ◆ Slash grass around the well
- ◆ Keep the drainage clean and the area clean by sweeping
- ◆ Keep animals away from the well : construct a fence
- ◆ Keep the bucket and rope/ chain clean - it should never stand on the ground.
- ◆ Put on the lid after use
- ◆ Take in the windless, chain and bucket in at night or lock it

Major rules to maintain a bore hole

- ◆ Slash grass around the bore hole
- ◆ Keep the drainage and the area clean by sweeping
- ◆ Fence the bore hole - this is important, because cattle can destroy the pump
- ◆ Check that children never play with the pump
- ◆ The handle must be operated smoothly
- ◆ The pump should be greased and bolts tightened monthly
- ◆ The well committee shall call for trained assistance if the pump breaks down, buy spares and pay the plumber for work done. The government might have a system for the repairing of hand pumps, but the community must know that they are the ones who will suffer, it takes a long time to repair the pump

There are pumps in Zambia which have been broken down for 3 years. Therefore it is better for the welfare of the community to solve the problem locally.

Create a good environment around the water point

The community should make a nice environment around the water point. This can include:

- ◆ Living fence - for example using finger euphorbia, jatropha or moringa. A living fence looks beautiful - and at the same time the community does not need to regularly renew a pole fence.
- ◆ Shade trees.
- ◆ Flowers.